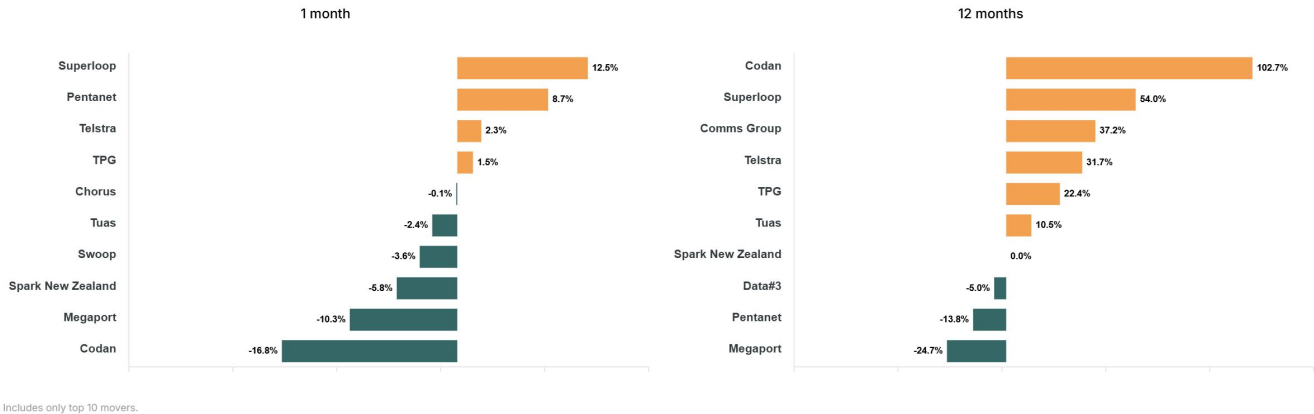


Last Share Price & Daily Change (%)

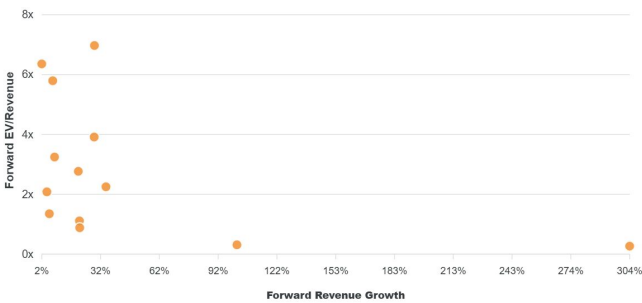
Date 2026-03-31



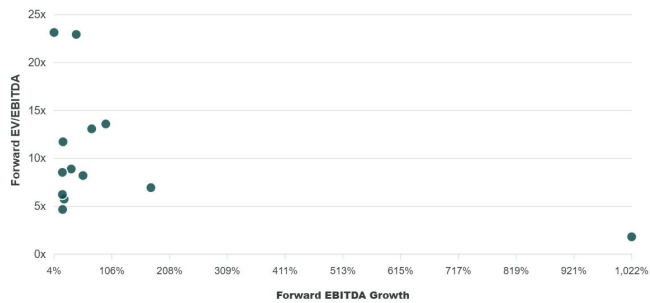
Includes only top 10 movers.

Valuation Vs Growth Multiples

Jun-27 Rev Multiple vs Rev Growth



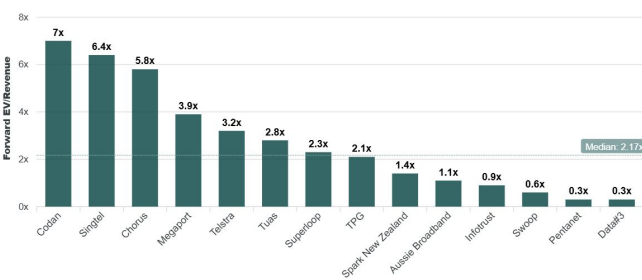
Jun-27 EBITDA Multiple vs EBITDA Growth



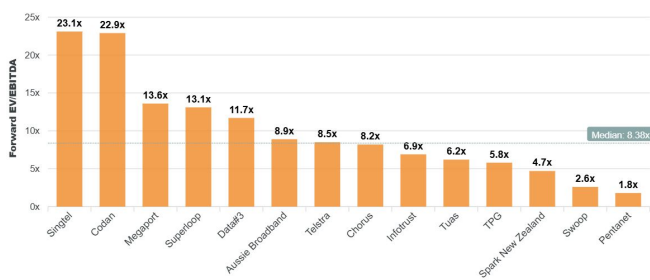
Note: All EV/Revenue multiples greater than 25x and EV/EBITDA multiples less than 0x or above 60x were filtered out from the charts.

Valuation Multiples

EV/Jun-27 Rev



EV/Jun-27 EBITDA



Note: All EV/Revenue multiples greater than 25x and EV/EBITDA multiples less than 0x or above 60x were filtered out from the charts.

Share Price Performance

Company	Last Price	1W	1M	3M	6M	12M
5G Networks	0.06					
Aussie Broadband	4.78	1.4%	-1.5%	-0.7%	-13.6%	26.6%
Chorus	7.80	-1.3%	-0.5%	-1.9%	-4.1%	11.3%
Codan	31.26	-5.9%	-8.3%	15.1%	8.8%	111.7%
Comms Group	0.07	1.5%	-7.7%	3.4%	11.9%	39.3%
Data#3	6.65	-2.6%	-1.4%	-23.7%	-25.9%	-3.5%
Infotrust	0.48					
Megaport	7.37	-6.7%	-15.7%	-39.1%	-52.2%	-24.3%
Pentanet	0.03	0.0%	-24.1%	10.0%	-18.5%	-33.3%
Singtel	3.82					

Spark New Zealand	1.73	-1.4%	-7.6%	-9.0%	-13.4%	-1.6%
Superloop	3.25	-3.6%	9.2%	24.3%	-9.3%	51.9%
Swoop	0.14	8.0%	-12.9%	35.0%	-6.9%	12.5%
Telstra	5.33	0.4%	3.1%	11.9%	12.4%	30.1%
TPG	4.02	-0.7%	4.6%	8.7%	15.0%	23.2%
Tuas	1.19	0.2%	-3.6%	-12.2%	-12.2%	14.2%

Valuation Metrics

Company	EV/Rev		EV/EBITDA		EV/EBIT	
	FY26	FY27	FY26	FY27	FY26	FY27
Singtel	6.5x	6.4x	24.0x	23.1x		
Superloop	3.0x	2.3x	22.3x	13.1x		
Aussie Broadband	1.3x	1.1x	11.9x	8.9x		14.7x
Pentanet	0.6x	0.3x	20.4x	1.8x		4.3x
Infotrust	1.1x	0.9x	19.1x	6.9x		10.6x
Comms Group	0.8x		15.4x			
Swoop		0.6x		2.6x		
5G Networks						
Data#3	1.1x	0.3x	14.0x	11.7x	15.6x	12.8x
Codan	9.0x	7.0x		22.9x		
Telstra	3.5x	3.2x	10.1x	8.5x		17.8x
TPG	2.2x	2.1x	7.0x	5.8x		18.9x
Chorus	6.2x	5.8x	12.7x	8.2x		16.2x
Spark New Zealand	1.4x	1.4x	5.6x	4.7x	15.2x	9.0x
Tuas	3.3x	2.8x	7.4x	6.2x		
Megaport	5.0x	3.9x		13.6x		
Average	3.2x	2.7x	14.2x	9.9x	15.4x	13.0x

While this document is based on the information from sources which are considered reliable, Venture Advisory, its directors, employees, and consultants do not represent, warrant or guarantee, expressly or impliedly, that the information contained in this document is complete or accurate. This document is a private communication to clients and is not intended for public circulation or for the use of any third party, without the prior approval of Venture Advisory.